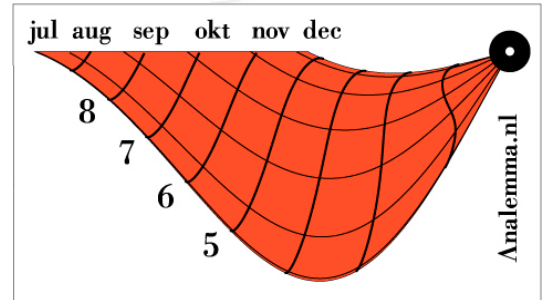




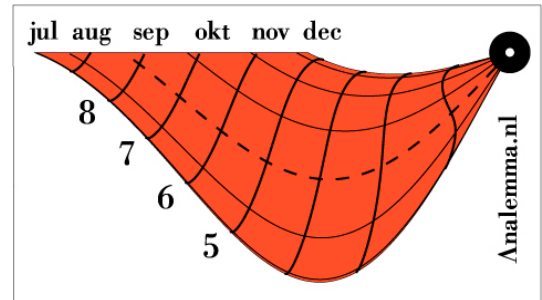
**Instructions for use:
The Sundial-Glass**

⇒ The Analemma Sundial-Glass will tell you the time.

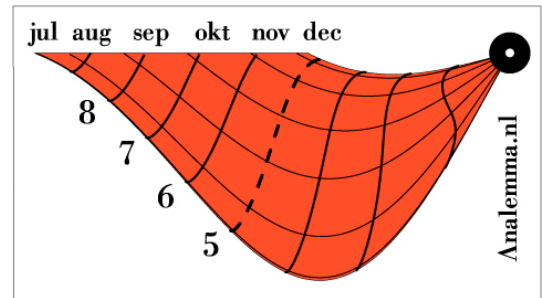
On the Analemma Sundial-Glass you see an image similar to that on the right. In this figure, you will find a round black spot with a small white spot in the centre. We call this the “Shadow Point”



On the image you will find hour lines and date lines. In the picture to the right, the date line of September 1st has been dotted.



In the figure on the right the hour line of 5 o'clock has been dotted.



Place the empty glass in the sun on a horizontal surface. Turn now the Shadow Point to the sun until the shadow falls on today's date. In the figure to the right this is October 1st. The hour lines now indicate the time. In the figure it is half past five. After the glass has been aligned, you should not turn it again.

